



RAPID DOOR
ZipGO

Self-repairing industrial door



What is it?

It is the rapid door par excellence, designed to compartmentalize environments for different uses. It enjoys a high flexibility of use seen also the feature of self-repairable. It is used internally, externally and very often in connection with flows of people or industrial machinery.

Speed > Up to 2.2 m/sec

Wind resistance > Class 2*

* up to Class 4 avoiding the self-repairing of the door

Overview ↗



Main features

Self-repairing

The special sliding system allows the PVC fabric to repair itself in the event of an impact, letting the tarp out and letting it return without any intervention by an operator.

Fast

3m/s*

* maximum speed with Fast model

The ZipGO base is able to meet a large number of fast and continuous transits thanks to a specific sliding design of the mantle and powerful acceleration engines for its reaction speed.

Flexible and safe

ZipGO is a roll-up self-repairing door designed to meet the needs of different industrial sectors where high operability, particularly intensive use of the gate and constant safety during operation are required.

The ZipGO is a self-repairing roll-up door, free of structural bars and based on a design with side hinge guide. It is designed to facilitate a substantial flow of traffic, always ensuring the highest intrinsic safety given the total absence of rigid elements in the passage area.



Features

Self-repairable
Secure
Fast
Silent
sealant
Low-energy

Used mainly to

Storage
GDO
Food industry

Recommended
for


Laboratories
Chemistry ATEX
Automotive
Generic industry

[Discover other sectors](#)[↗]



So, who's it meant for?

ZipGO has been designed to optimize the logistics of all those companies with very fast production cycles, where the accidental accident wants to be really limited to the maximum. ZipGO is the roll-up door with the most certified performance index, reliability, safety and versatility on the market.



Combination of elasticity and tension

Side hinges applied to the flexible PVC fabric, for a dynamic and never stationary transit after an accidental impact.

Functional? Yes but at low cost.

Reliable to low cost.

* the R&D department specifies that self-repairable PVC fabric means a tarpaulin capable of nesting in the polyethylene side rails without the aid of any manual intervention by operators specifying instead that, if the mantle is pierced, the chemical composition is not able to repair the molecules independently for the restoration of physical tearing.

**Let us avoid
unnecessary
production blocks.**





Saved energy

Consumption reduced to a minimum

A particular mechanical technology allows the door to work by partial inertia during the descent phase of the mantle, all in order that 12% of the average cycles of the day can be considered to have paid off by means of this intelligent system.



Polyethylene HDPE self-lubricating

**Noise reduced
to a minimum**



The special guide system of the ZipGO gives maximum silence both during the closing and the opening of the rapid door, whenever the transition of the hinges of the mantle are in operation.

Sound pressure

**Average noise
abatement of
~12 dbA***

* in an environment with a noise frequency of 100 db it is possible to attenuate it according to the A curve of 10/15 dba.



STRUCTURE

Crossbeam	Standard Carterized with 20/10 galvanized perimeter structure and 200 micron galvanization On request Epoxy powder coating 160/180 microns
-----------	---

Lateral uprights	When folded with extruded polyethylene slides 1,000,000 molecules
------------------	---

Upper casing	Standard Galvanized steel On request Powder coated steel, Stainless steel 441/304/316
--------------	--

Sliding	Self-lubricating side hinge without rigid bars
---------	--

PVC CURTAIN

Self-repairable	Hinged
-----------------	--------

Polyester curtain extra strong	Standard Choice of colours with a weight of 950 gr/m ² On request Insulated 7 mm (3.3 W/m ² k), Translucent 35/40%, FDA White, Antistatic
--------------------------------	--

% windowy	Porthole
-----------	----------

Type of window	Transparent crystal
----------------	---------------------

Window colour	Transparent
---------------	-------------

SPEED

Opening > up to 2,2 m/s	Closing > up to 0,8 m/s	Optional speed > fino a 3 m/s
-------------------------	-------------------------	-------------------------------

MECHANICAL AND ELECTRONIC

Control panel	IP54 painted steel frame (300 x 500 x 130 mm)
---------------	---

Components and features	Emergency stop button Door lock disconnecter Single phase inverter with max power 2.2 kW Three-phase control inverter with max power 4 kW M8/M12 IP65 connector wiring Display of status/errors display Relay position Compass functions
-------------------------	---

Main supply	Three-phase self-braking connected directly to the winding shaft, fully carterized, absolute position encoder.
-------------	--

TEST

Standard UNI EN 13241/CE

Wind resistance	Ref. s EN 12424, 13241/EC	Class 2 *
Wind Speed with Moving Door	-	< 20 m/s (60 km/h)
Standard soundproofing	ISO 170	15 dB Rw
Water resistance	Ref. EN12426	0,11 kPa for closed door – Class 3
Performance	Ref.s EN 12604, EN 12605	1.000.000 of cycles, 200 cycles/hour

* the tests were performed specifically on this basic version of ZipGO. It is possible to improve wind resistance up to Class 4 by circumventing the door's self-repairability feature.


Operating temperature > Operation -10C° + 70°C [...]

[...] SAFETY


Components	Standard
	Pair of photocells IP65 Safety Resistive Rib
	On request
	Multi-beam barrier H 2500 IP67

Emergency opening	Standard
	Crank release
	On request
	Counterweight system, chain release

Types and colors structure (RAL)



Colors PVC fabric (RAL)



Account

Login to your account for download the .dwg

The background features a technical drawing of a door with dimensions: Max. Height, Clear opening, Max. Width, Total size, and another Clear opening. A stylized 'G' logo and a silhouette of a person are also present.



Enter the GLG world

Account

Remember that on our portal you can always take advantage of a number of useful features for your future logistics purchases.

www.glgdoors.com

