



RAPID DOOR

ZipGO **COLD**

Cold Storage Rapid Door




What is it?

It is a roll-up door that, making different changes to both the PVC fabric and the structure, is able to reduce the problems of controlled transit between two environments at different temperatures.

Operating temperature > Up to -30°C

Transmittance > from $3,7 \text{ W/m}^2\text{K}$ to $\leq 2,0 \text{ W/m}^2\text{K}$

Overview [↗](#)



Main features

Insulating

We can block the cold like no other, by means of a special door that manages to form a large block to the transfer of temperature from one environment to another.

2,200

mW/m²K

* K thermal tested

Snappy

By means of an absolute encoder combined with the snappy German efficient motor we are able to guarantee a always prompt response, both during the opening and closing phase.

Always fast

Even in extreme conditions of low temperature* the door is guaranteed to operate continuously with top speeds of up to 1.8m/s in order to always allow a rapid transition from one environment to another, avoiding the dispersion of heat between the two environments.

* for the level of low temperature to be stored or, more precisely, for the temperature difference to be preserved you can recommend different types of variants and optional on this version, in order to achieve insulation powers higher than the standard version.



Features

Insulating
Swallowing
Scalable


Used mainly to

Cold storage rooms
negative
Low temperature
warehouses
Food storage

Recommended
for

Laboratories
Clearing houses


[Discover other fields ↗](#)



So, who's it meant for?

ZipGO Cold was designed to support all those logistics companies that need to operate frantically between two environments at different temperatures.

The ZipGO Cold flexible rapid door is one of the high speed doors with the highest certified performance index in extreme cold conditions on the market.



De-icer at -30°C

For the most extreme environments, in a particular version, the Cold rapid door is also equipped with heating cables inside the structure.



ZipGO Cold Rapid door with double insulated PVC fabric before the installation of the heating kit in the structure.

Heat resistance

Right inside the structure, both of the cross casing and of the side pillars, the door is equipped, in a pre-wired form by production, with thermal resistances that prevent the door structure* from freezing, avoiding unpleasant accidents against operators.

* the heating cables in the structure, operating at higher temperatures than the operating environment of the freezer, allow the reduction of the formation of stalactites on the cross casing, reducing the possibility of accident.





Variant

Insulated single core

Up to -10°C

In standard version, the ZipGO Cold rapid door allows to block the cold thanks to the already important insulated surface that forms an insulating barrier in the cold with micro air chambers in the insulating material.



Variant

Double insulated sheet

From -10°C to -30°C

By means of a special high frequency welding we are able to build a mantle with thermal conductivity values and insulating index double compared to the insulating single core. Those who choose this type of door need to block the cold in environments where there is a negative-/-negative temperature difference between two different environments.

Variant

Padded

From $+2^{\circ}\text{C}$ to -15°C

Represented by the double insulated fabric with the insertion of expanded polyethylene sponge inside the pockets formed by the two insulating fabric, this fabric has a specific feature of maintaining the operating temperatures between two negative-environments/-positive or high humidity difference, always between two adjacent environments.



ECO

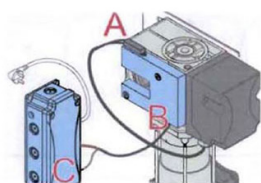
Efficiency and performance in a single idea.

It is specified that, for a matter of energy saving and therefore of overall efficiency of the building, the air blade operates only when it is being opened, limiting as much as possible the interchange of air molecules outside the room at controlled temperature that looking at consumption intelligently.

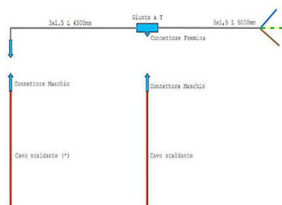
ALT. Block the dispersion

During the opening phase of the door we provided an optional for the dispersion and the exchange of heat between the rooms by installing a hot air blade fi outside the structure.


Accessories and integrations



230VAC motor heating unit with automatic temperature sensor



Heating cable kit for ZIP guides (230VAC 30W/m)



Heating cable for ZIP rails (230VAC 30W/m)



Find out more [↗](#)

[...] MECHANICAL AND ELECTRONIC

Control panel	230Vac with inverter IP54 plastic steel frame, IP65 with sectional breaker on request, metallic box on request Alphanumeric display Programmable inputs and outputs Inputs certified according to EN ISO 13849-1 and EN 62061 4 operating modes Expansion and auxiliary cards with programmable 6 inputs / 6 outputs Display of status/errors display
---------------	--

Components and features	50/60 Hz inverter with absolute encoder Start/stop button 2 clean contacts (door open/closed/alarm) Interconnection 2 doors automatic/ manual Motor and switchgear protection category IP54
-------------------------	---

Main supply	Standard Power supply 3 HP, three-phase 400V On request Power supply 1 CV, 230V max 16A Power supply 3 CV, 230V max 16A
-------------	---

Wirings	Plug and Play IP65 system
---------	---------------------------

Heating kit	Heating of electrical and mechanical parts by heating cable 30W ml
-------------	--

TEST

Standard UNI EN 13241/CE

Watertight	Ref.s EN 12425, EN 12489	Class 1
Wind pressure	Ref.s EN 12424, EN 12444	Class 2
Air permeability	Ref.s EN 12426, EN 12427	Class 1
Transmittance	Ref. EN 12428	From 3,7 W/m ² K up to 2,0 W/m ² K
Performance	Ref.s EN 12604, EN 12605	1.000.000 of cycles

Operating temperature > +2 C° -18°C

The values expressed in the tests carried out may vary according to the size of the door.

SAFETY

Components	Standard Pair of photocells Costa resistive safety IP65, anti-strain sensor / reverse gear, resistive security IP65 Wireless On request Multi-beam barrier H 2500 IP67
------------	---

Emergency opening	Standard Crank release On request Chain, counterweight, UPS battery [...]
-------------------	--



Enter the GLG world

Account

Remember that on our portal you can always take advantage of a number of useful features for your future logistics purchases.

www.glgdoors.com

